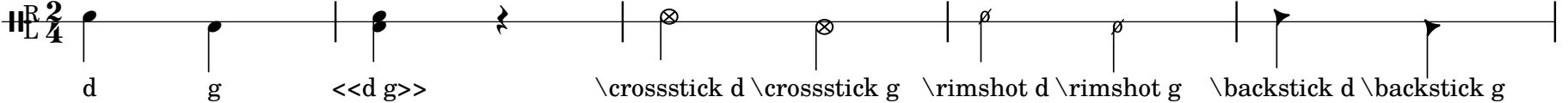
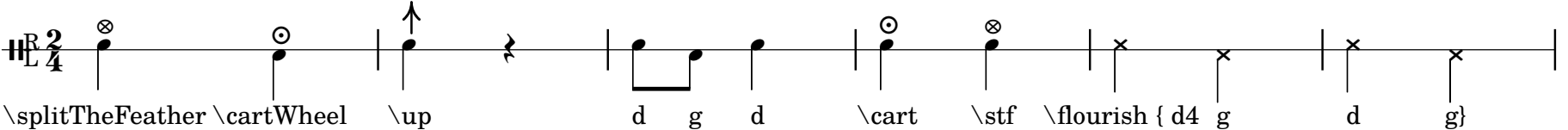
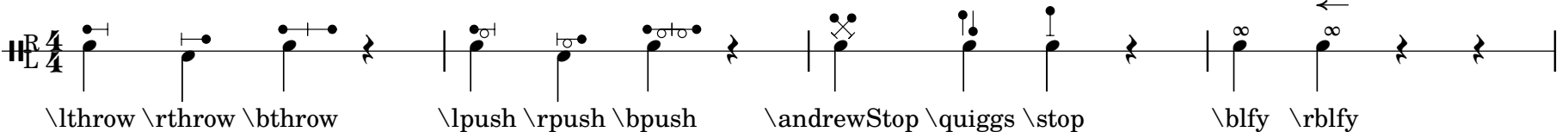


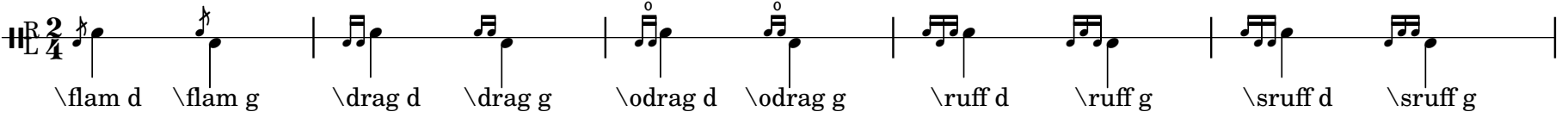
Cheat sheet for entering pipeband drumming music

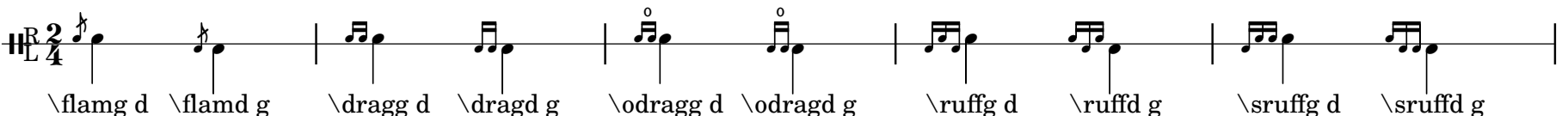
Intended for LilyPond 2.18 or better


Plain Notes 
`d g <<d g>> \crossstick d \crossstick g \rimshot d \rimshot g \backstick d \backstick g`

Flourishing I 
`\splitTheFeather \cartWheel \up d g d \cart \stf \flourish { d4 g d g}`

Flourishing II 
`\throw \rthrow \bthrow \lpush \rpush \bpush \andrewStop \quiggs \stop \blfy \rblfy`

Embellishments 
`\flam d \flam g \drag d \drag g \odrag d \odrag g \ruff d \ruff g \sruff d \sruff g`

Embellishments: Forced Hand 
`\flamg d \flamd g \dragg d \dragd g \odragg d \odragd g \ruffg d \ruffd g \sruffg d \sruffd g`

Rolls 
`d4:32(d8:32)(-> g8) \flam d4 d8:32(\dr \tuplet 3/2 { g16[) d g } \drag d16. g32] d32 g d g d16. g32-> d16. d32 \flam g4`